




# SPRAY-APPLIED POLYURETHANE FOAM (SPF)

PRODUCT NAME	SOPRA-SPF 500	SOPRA-SPF 100	SOPRA-SPF 200 / 201
STRUCTURE	OPEN CELL		CLOSED CELL
PICTURE			
BENEFITS	<ul style="list-style-type: none"> <li>- High-performance monolithic insulation with excellent dimensional stability</li> <li>- Adheres 100 % to most construction substrates</li> <li>- Superior coverage rate compared with products with the same classification on the market</li> <li>- Mould resistant</li> </ul>		
APPLICATIONS	SOPRA-SPF 500 is 100 % water blown and is composed of open cells. It is perfect for interior applications such as wall cavities, attics, floors, and ceilings. Thanks to its low density, it provides exceptional acoustic properties for increased occupant comfort.	SOPRA-SPF 100 is 100 % water blown and is composed of open cells. It is water vapour permeable and can be applied both indoors and outdoors. When installed on exterior walls, it acts as a shield against water and air while allowing for water vapour diffusion to enable the wall to dry if necessary.	Providing excellent insulating properties, SOPRA-SPF 200 / 201 is composed of closed cells and can be applied both indoors and outdoors in a variety of applications such as walls, foundations, attics, floors, and ceilings.
DENSITY	0.45 lb / ft <sup>3</sup> (6.8 kg / m <sup>3</sup> )	1.07 lb / ft <sup>3</sup> (17.2 kg / m <sup>3</sup> )	2.1 lb / ft <sup>3</sup> (33.6 kg / m <sup>3</sup> )
AVAILABLE SIZES	500 lb (227 kg) drums	500 lb (227 kg) drums	500 lb (227 kg) drums 2,502 lb (1,135 kg) totes
THERMAL RESISTANCE	R-3.5 / in (RSI: 0.62 / 25 mm)	R-4.3 / in (RSI: 0.76 / 25 mm)	R-6 / in (RSI: 1.06 / 25 mm)
ACOUSTIC PROPERTIES	Yes	Yes	Yes
WATER VAPOUR PERMEANCE AT 2 IN (51 MM)	28 perms	15.8 perms	1 perms
GREENGUARD CERTIFICATION	GREENGUARD	GREENGUARD Gold	GREENGUARD Gold