

EXTERIOR PRIMER

PRIMER



Primer composed of SBS synthetic rubbers, resins and solvents.

- Improves adhesion of self-adhesive membranes
- Easy and fast application
- Resistant to water, alcohol and most saline, alkaline and diluted acids

PRODUCT PURPOSE

Application	Waterproofing complement	
Building Part	Roofing	Foundations
	Walls	
Substrates	Wood	Metal
	Concrete	Plywood

PRODUCT CHARACTERISTICS

Installation Method	Spray	Paint brush
	Roller	
Maximum exposure	Once dry, cover as soon as possible	

PACKAGING

Code	Containers	Indicative Covering Depending on the surface porosity*	Quantity per Pallet
65756	350 g (12 oz)	N/A	864
65751	910 ml (0.25 US gal)	32 - 55 ft ² (3 - 5 m ²)	729
65755	3.78 l (1 US gal)	121 - 208 ft ² (11 - 19 m ²)	120
35760	10 l (2.6 US gal)	321 - 550 ft ² (29,8 - 51 m ²)	60
65745	18.9 l (5 US gal)	608 - 1 040 ft ² (56 - 96 m ²)	36




PROPERTIES

Properties	EXTERIOR PRIMER
Color	Green
Specific gravity	0.90 kg/l (7.5 lb/gal US)
Solids content	31%
Brookfield viscosity, 25 °C (77 °F)	1000 cP
Flash point, ASTM D93	-3 °C (26.6 °F)

(Valeurs nominates)

EXTERIOR PRIMER

INSTALLATION

Storage	Five years in its original closed packaging, in a cool, well-ventilated area with a temperature between -10 °C and 40 °C (14 °F and 104°F).		
Minimum Application Temperature	-10 °C (14 °F)		
Tools Required	 Paint brush		Sprayer
	 Roller		
Surface Preparation	The substrate must be clean and free of dust, grease or other contaminants.		
Installation	<ol style="list-style-type: none"> 1. Mix the product before and during application. 2. Apply the product according to the chosen method. 3. Allow the primer to dry before installing the waterproofing membrane. 4. The primer is dry when sticky to the touch, but not messy. 		
Drying time	Between 15 minutes and 2 hours, depending on ambient temperature and the amount applied.		
Cleaning	Clean tools with petroleum solvents (mineral spirits, xylene, etc.).		
Tricks / tips	For greater efficiency, install the membrane or the sealing strip as soon as the primer is dry.		
Recommendations/ Limitations	Do not use on a polystyrene surface.		
Warnings	Keep out of the reach of children. Properly close the container after each use. Keep out of the sun and away from ignition sources. During use, keep away from ignition sources. No smoking. After application, keep away from flames until solvent has evaporated. Harmful if inhaled, skin contact or swallowed. Store in a closed room, well-ventilated by forced ventilation if necessary, and provide supervision from outside. Do not pour residues in drains.		

