

ROOF UNDERLAYMENT - HIGH TEMPERATURE

LASTOBOND PRO LT



High performance self-adhesive underlayment for metal roofs, or as a perimeter membrane under one-ply roofing system and asphalt shingles. It is designed to withstand temperature variations from -45 °C to 90 °C (-49 °F to 194 °F) and for applications as low as -10 °C (14 °F).

- Excellent resistance to temperature variations
- Easy Installation
- UV resistant; 90-day exposure

PRODUCT PURPOSE

Application	Waterproofing	
Building Part	Roofing	
Types of slope	Outside steep slope	Outside low slope
Type of covering	Metal roofing	Asphalt shingles
	Bitumen membrane	
Substrates	Plywood	Asphaltic panel
	OSB	

PRODUCT CHARACTERISTICS

Technology	SBS modified bitumen
Surface	Trilaminate woven polyethylene
Underface	Two parts silicone release film (split-back)
Installation Method	Self-adhesive
Operating temperature	-45 °C to 90 °C (-49 °F to 194 °F)
Maximum exposure	90 days




PROPERTIES

Properties	STANDARDS	LASTOBOND PRO LT
Thickness	-	1.0 mm (40 mils)
Roll Weight	-	20 kg (44 lbs)
Breaking Strength, MD / XD	ASTM D1970	11 / 12 kN/m (63 / 68 lbf/in)
Elongation at break, MD / XD	ASTM D1970	30 / 20%
Tear Resistance, MD / XD	ASTM D1970	375 / 400 N (84 / 90 lbf)
Static Puncture	ASTM D5602	400 N (90 lbf)
Adhesion to plywood, 4,5 °C (40 °F)	ASTM D1970	12 kgf/30.5 cm (26 lbf/ft)
Adhesion to plywood, 24 °C (75 °F)	ASTM D1970	31 kgf/30.5 cm (68 lbf/ft)
Low Temperature Flexibility	ASTM D1970	Pass at -30 °C (-22 °F)
Water vapour permeance	ASTM E96 (Procedure B)	< 2.1 ng/Pa.s.m ² (< 0.037 perm)
Nail Sealability	ASTM D1970	Pass

For CCMC product evaluation in compliance with CSA A123.22-08, see CCMC Evaluation Listing # 13570-L.
(All values are nominal)

LASTOBOND PRO LT

INSTALLATION

Storage	Rolls should be stored upright, tape side up. If the products are stored outdoors, cover them with an opaque protective cover after removing the delivery packaging. Can withstand freezing but must be reactivated to at least 10 °C (50 °F) before installation.		
Application temperatures	-10 °C (14 °F) to 10 °C (50 °F). For installation over 10 °C (50 °F), RESISTO recommend to use the LASTOBOND PRO HT-N membrane.		
Complementary Products	EXTERIOR PRIMER	OR H ₂ O PRIMER	
Tools Required	 Knife	 Smoothing roller	
	 Tape measure		
Surface Preparation	The substrate must be clean, dry and free of dust, grease or other contaminants.		
Installation Prerequisite	The use of EXTERIOR PRIMER is not required on most surfaces when the membrane is covered within 24 hours of installation. However, primer is mandatory when membrane is used as underlayment in a RESISTO single-ply roofing system.		
Installation	<ol style="list-style-type: none"> 1. If conditions require, prepare the substrate with EXTERIOR PRIMER. 2. Position the membrane parallel to the roof edge while leaving about 8 cm (3.2 in) at the front where the gutter will be installed. 3. Fold back on itself, by half of its width, or 50 cm (20 in) over the whole length already positioned. It is recommended to kneel on the unfolded portion of the membrane to keep it in place during this operation. 4. Remove the protective film from the folded section while placing the membrane on the support. The self-adhesive portion then adheres to the support. 5. Then take the other side of the membrane and repeat the previous two steps. 6. Immediately apply pressure on the membrane using a heavy metal roller or a hard rubber roller to ensure adhesion between the support and the membrane and avoid forming bulges, folds or gaps. <p>Note: The transverse and longitudinal overlap should be 75 mm (3 in).</p> <p>Refer to ROOF SYSTEM INSTALLATION for waterproofing membrane installation to roof details and upstands.</p>		
Recommendations/ Limitations	It is not recommended to use a product containing bitumen directly on softwood boards or flexible polyvinyl chloride.		

