

CM2P HIGH-PERFORMANCE REFLECTIVE INSULATION

INSULATION | VAPOR BARRIER

CM2P is an 8 mm thick reflective insulation consisting of two layers of air bubbles laminated between a metallized polyethylene and a clear polyethylene sheet. The metallized surface is covered with a clear coating that protects the insulation against oxidation in applications under concrete slabs.

- Installs quickly, easily and provides an excellent R-value
- Reduces condensation, air infiltration, and energy costs

PRODUCT PURPOSE

Application	Insulation	
Building Part	Roofs	Walls
	Floors	Ceilings
	Other	

PRODUCT CHARACTERISTICS

Surface	Metallized polyethylene	
Underface	Clear polyethylene	
Installation Method	Stapled	Adhesive tape
Operating temperature	-45 °C to 82 °C (-50 °F to 180 °F)	

PACKAGING

Code	Width		Length		Gross area	
	m	ft	m	ft	m ²	ft ²
55145	1.22	4	38.10	125.00	46.48	500
55144	2.44	8	19.05	62.50	46.48	500

PROPERTIES

Properties	STANDARDS	MIV
Nominal thickness	-	8 mm (5/16 in)
Emissivity	-	0.2
Reflectivity	-	0.8
Compressive strength	-	414kN/m ² (60.05 lb/in ²)
Tensile Strength	CAN/CGSB-51.33-M89	3.7 N/mm (21.13 lb/in)
Water vapour permeance	ASTM E96	Conforms type 1
Linear Shrinkage	-	None
Flame spread	ASTM E84	Class 2 / class B
Smoke development	ASTM E84	Class 2 / class B

(Nominal values)

CM2P




PROPERTIES (CONTINUED)

Properties	STANDARDS	CM2P
Resistance to fungi and bacteria	-	Does not promote growth
Electric conductivity	-	None
Corrosivity, 200 °F (93 °C) - 7 days	-	Pass
Pliability	CAN / CGSB-51.33 M89	No cracking

(Nominal values)

RESISTO REFLECTIVE INSULATION PRODUCTS ARE TESTED ACCORDING TO ASTM C1224, ASTM C1363 AND ASTM C518 STANDARDS

INSTALLATION

Storage	Store rolls upright, in a dry place.	
Complementary Products	ADHESIVE TAPE ALUMINUM	ADHESIVE TAPE METALLIZED
	ADHESIVE TAPE WHITE VINYL	
Tools Required	 Knife	 Tape measure
	 Stapler	

Surface Preparation	All cracks and surface holes should be repaired before installing an HIGH-PERFORMANCE REFLECTIVE INSULATION product. If there is an existing vapor barrier, it must be removed or torn to avoid condensation problems.
Installation	CM2P can be stapled, nailed, screwed, glued and threaded. The installation method of these products may have an impact on their efficiency; it is therefore important to know the best installation methods recommended by RESISTO. Furthermore, since RESISTO reflective insulation is also a 100% vapour barrier, it must be installed on the warm side of the assembly, according to the construction standards in your area.
Tricks / Tips	To minimize air infiltration and humidity transfer, ensure that the HIGH-PERFORMANCE REFLECTIVE INSULATION is not punctured and the insulation system is waterproof. All holes and junctions between two insulation materials must be sealed with RESISTO ADHESIVE TAPE or with a suitable sealant.