

## M1V HIGH-PERFORMANCE REFLECTIVE INSULATION

### INSULATION | VAPOR BARRIER

A 4 mm reflective insulating vapor barrier consisting of one ply of air bubbles, laminated between one metallized polyethylene sheet and one white polyethylene sheet.

- Installs quickly, easily and provides an excellent R-value
- Reduces condensation, air infiltration, and energy costs

#### PRODUCT PURPOSE

Application	Insulation	
Building Part	Roofs	Walls
	Floors	Ceilings
	Other	

#### PRODUCT CHARACTERISTICS

Surface	Metallized polyethylene	
Underface	White polyethylene	
Installation Method	Stapled	Adhesive tape
Operating temperature	-45 °C to 82 °C (-50 °F to 180 °F)	

#### PACKAGING

Code	Width		Length		Gross area	
	m	ft	m	ft	m <sup>2</sup>	ft <sup>2</sup>
55054	1.22	4	19.05	62.50	23.24	250
55006	1.22	4	38.10	125.00	46.48	500
55021	1.22	4	3.81	12.50	4.65	50
55053	2.44	8	38.10	125.00	92.96	1000

#### PROPERTIES

Properties	STANDARDS	M1V
Nominal thickness	-	4 mm (5/32 in)
Emissivity	-	0.04-0.05
Reflectivity	-	0.95-0.96
Compressive strength	-	414kN/m <sup>2</sup> (60.05 lb/in <sup>2</sup> )
Tensile Strength	CAN/CGSB-51.33-M89	3.7 N/mm (21.13 lb/in)
Water vapour permeance	ASTM E96	Conforms type 1
Linear Shrinkage	-	None
Flame spread	ASTM E84	10
Smoke development	ASTM E84	110

(Nominal values)

## M1V




### PROPERTIES (CONTINUED)

Properties	STANDARDS	M1V
Resistance to fungi and bacteria	-	Does not promote growth
Electric conductivity	-	None
Corrosivity, 200 °F (93 °C) - 7 days	-	Pass
Pliability	CAN / CGSB-51.33 M89	No cracking

(Nominal values)

RESISTO REFLECTIVE INSULATION PRODUCTS ARE TESTED ACCORDING TO ASTM C1224, ASTM C1363 AND ASTM C518 STANDARDS

### INSTALLATION

Storage	Store rolls upright, in a dry place.		
Complementary Products	ADHESIVE TAPE ALUMINUM		ADHESIVE TAPE METALLIZED
	ADHESIVE TAPE WHITE VINYL		
Tools Required	 Knife	 Tape measure	
	 Stapler		

Surface Preparation	All cracks and surface holes should be repaired before installing an HIGH-PERFORMANCE REFLECTIVE INSULATION product. If there is an existing vapor barrier, it must be removed or torn to avoid condensation problems.
Installation	<p>M1V can be stapled, nailed, screwed, glued and threaded. The installation method of these products may have an impact on their efficiency; it is therefore important to know the best installation methods recommended by RESISTO. Furthermore, since RESISTO reflective insulation is also a 100% vapour barrier, it must be installed on the warm side of the assembly, according to the construction standards in your area.</p> <p>Moreover, the use of SPACER STRIPS or wood furring strps is highly advised. They create an air space between the REFLECTING INSULATION and the surface to be insulated to easily obtain maximum insulating value at a low price. The recommended air space should be between 0.5 in to 2 in (1.25 cm to 5 cm).</p>
Tricks / Tips	To minimize air infiltration and humidity transfer, ensure that the HIGH-PERFORMANCE REFLECTIVE INSULATION is not punctured and the insulation system is waterproof. All holes and junctions between two insulation materials must be sealed with RESISTO ADHESIVE TAPE or with a suitable sealant.