



WATERPROOFING

COLPHENE

BITUMINOUS WATERPROOFING

FOUNDATIONS

PRE-APPLIED AND POST-APPLIED SYSTEM FOR BLIND SIDE AND
BELOW-GRADE WATERPROOFING APPLICATIONS





COLPHENE[®] BSW

PRE-APPLIED SYSTEM

COLPHENE BSW is a fully reinforced pre-applied membrane system designed for horizontal and vertical external blind side waterproofing applications. With its unique design, it can be used near buildings that limit access and excavation.

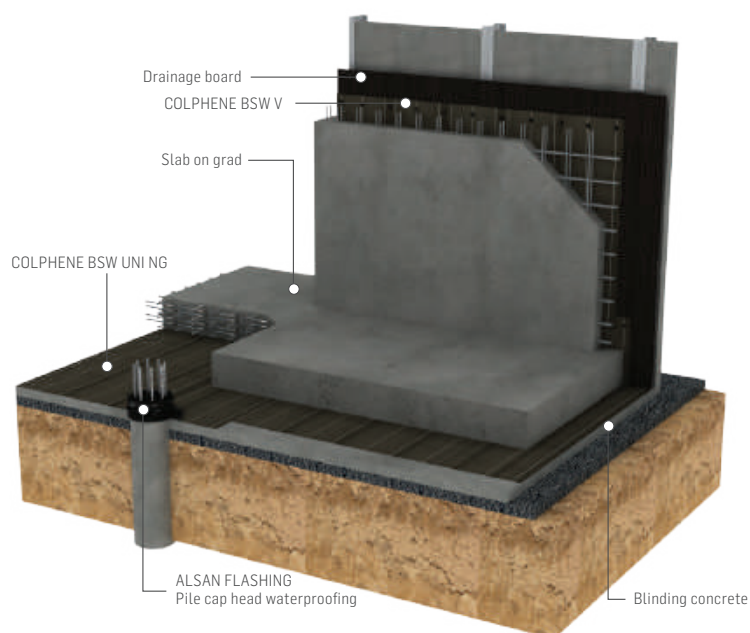
BENEFITS

- Excellent adhesion to poured concrete
- Increased resistance to hydrostatic pressure
- Superior resistance to tears and punctures
- Increased protection thanks to DUO SELVEDGE technology

CERTIFICATION



COLPHENE BSW membranes are SGBC certified. COLPHENE BSW product line is manufactured according to the principles of sustainable building, respecting the environment, human resources, and the economy!





QUALITY

COLPHENE BSW V

COLPHENE BSW V is designed for vertical blind side waterproofing applications. It is composed of high-performance SBS-modified bitumen combined with an ultra-high-strength composite reinforcement. The surface is sanded and the self-adhesive underface is protected with a silicone release film. COLPHENE BSW V features DUO SELVEDGE technology.



COLPHENE BSW UNI NG

COLPHENE BSW UNI NG is designed for horizontal and vertical applications. It is composed of high-performance SBS-modified bitumen and a polyester reinforcement. The surface is sanded and the underface is protected with a thermoplastic film. Its unique design, including DUO SELVEDGE technology, allows side laps to be heat-welded using a torch or a heat gun.



DIMENSIONS	
10 x 1 m	8 x 1 m
THICKNESSES	
3.0 mm	4.0 mm
APPLICATION METHODS	
Self-adhesive with heat-welded laps	Loose-laid with heat-welded laps



The top face of the membrane is made of SBS-modified bitumen and covered with sand. The specially formulated surface softens slightly as the concrete begins to cure, releasing heat. This contributes to the adhesion of the membrane to the concrete, and prevents the ingress or migration of water around the structure.

SUPERIOR ADHESION

The system benefits from the effects of the exothermic reaction that occurs during concrete's curing process, and thus has superior adhesion due to a chemical and mechanical bond between the membrane and structural concrete. It features the following:

- CONTINUOUS BOND

Continuous and homogeneous bond to structural concrete

- ADHESIVE STRENGTH

Excellent adhesion to the poured structural concrete surface according to ASTM D903 standard



ACCESSORIES



ALSAN FLASHING


Polyurethane/bitumen liquid waterproofing membrane used in combination with FLASHING REINFORCEMENT for sealing around penetrations.

SOPRADRAIN 10-G

High-density drainage panel with a factory-laminated geotextile. It is used on vertical surfaces before COLPHENE BSW installation.

BENEFITS

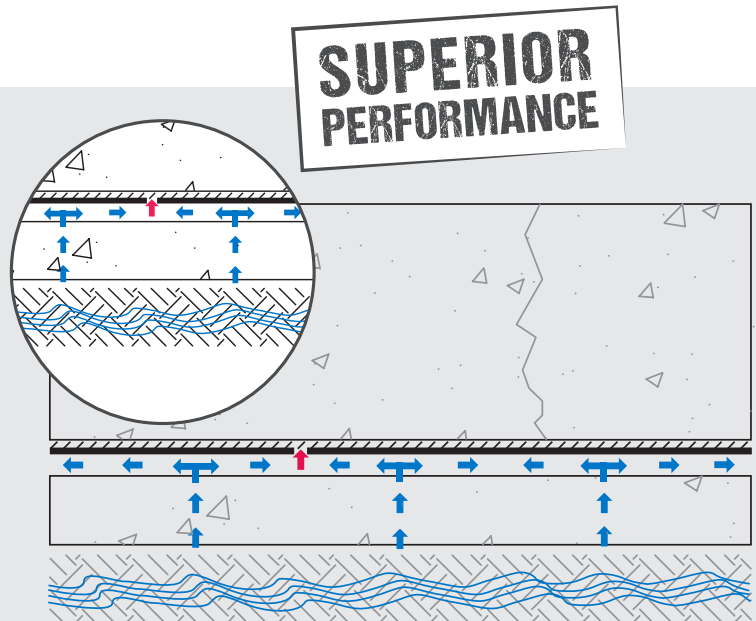
- Promotes better flow toward drains
- Reduces hydrostatic pressure
- Offers consistent flexibility, even in cold weather



CONCEPTS

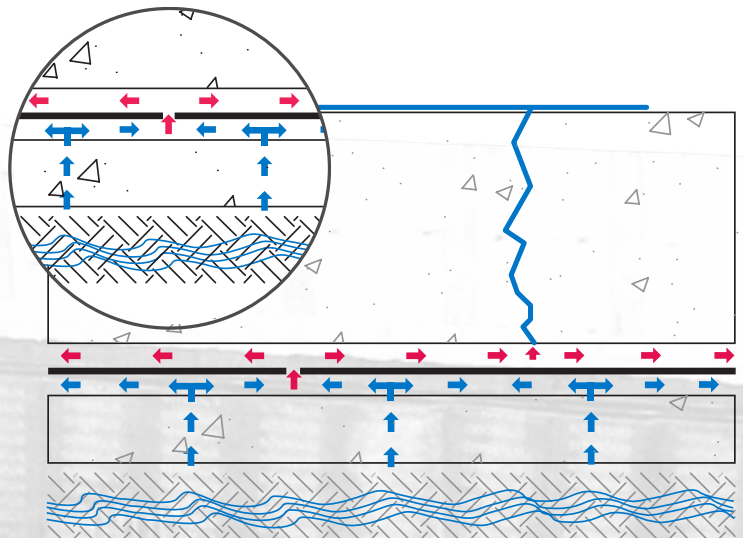
SOPREMA'S SOLUTION: COLPHENE BSW Concept (Pre-applied membrane system that is **fully bonded** to structural concrete)

As it is natural for concrete to crack, it is important to protect it from water infiltration. The technology and concept of COLPHENE BSW ensure the full adhesion of a waterproofing system to the foundation.



OTHER OFFERINGS ON THE MARKET: Concept of a Conventional Waterproofing System (When **not bonded** to the structural concrete slab)

When there is water migration between the waterproofing membrane and structural concrete, the structure becomes vulnerable, and corrective actions are very costly.





COLPHENE[®] SELF-ADHESIVE POST-APPLIED SYSTEM

COLPHENE self-adhesive membranes are made from the most reliable SBS-modified bitumen in the industry. They are extremely flexible, easy to handle, and fit easily around the sharp contours and angles of concrete footings and foundations.


BENEFITS

- ▣ Superior flexibility
- ▣ Cold-applied, flameless solution
- ▣ Dimensionally stable
- ▣ Consistent thickness
- ▣ Resistance to aggressive soil and ground water

CERTIFICATION



COLPHENE self-adhesive membranes are SGBC certified. COLPHENE self-adhesive product line is manufactured according to the principles of sustainable building, respecting the environment, human resources, and the economy!



RELIABILITY

COLPHENE 3000

COLPHENE 3000 is a self-adhesive membrane designed for foundation walls and other below-grade vertical surfaces. It is composed of SBS-modified bitumen combined with a tri-laminated woven polyethylene facer. COLPHENE 3000 offers superior puncture and tear resistance as well as tensile strength.



COLPHENE 2500

COLPHENE 2500 is a self-adhesive membrane designed for multipurpose waterproofing applications, including foundation walls, and other below-grade vertical surfaces. COLPHENE 2500 offers excellent elongation performance and high tensile strength.



DIMENSIONS	
1 m x 18.7 m	1 m x 20 m
THICKNESS	
1.5 mm	
SURFACE/UNDERFACE	
Tri-laminated woven polyethylene Silicone release film	Cross-laminated HDPE film Silicone release film
APPLICATION METHOD	
Self-adhesive	
BENEFITS	
- Superior puncture and tear resistance - Superior tensile strength	- Superior elongation performance - High tensile strength

COMPLEMENTARY PRODUCTS




ELASTOCOL STICK

Used to prepare surfaces before the installation of self-adhesive membranes.



SOPRAMASTIC

Ideal complement to bituminous waterproofing membranes as joint filler and caulking material.



INNOVATION SINCE 1908

SOPREMA has developed around the idea that the quality, durability and reliability of materials must match builders' ambitions and expectations. For more than 100 years, SOPREMA has been using its expertise to develop a variety of high-end products that meet or exceed all the requirements of the construction field.



WATERPROOFING



INSULATION



SOUNDPROOFING



FLOORING



COMPLEMENTARY
SOLUTIONS

SOPREMA is an international manufacturer specializing in the production of waterproofing and insulation products, as well as vegetative and soundproofing solutions, for the building and civil engineering sectors.

SOPREMA ASIA PACIFIC

SINGAPORE

+65 6962 0755

60 Paya Lebar Road
Unit 12-11 (Lobby 1)
Paya Lebar Square
Singapore 409051

info@soprema.com.sg

CHINA

+86 21 6252 1882

Unit E, Level 9, Block 4,
269 Tongxie Road
Shanghai,
China, 200335

info@soprema.cn