


ELASTOMERIC SEALANT

MASTIC



Sealant used to seal membrane joints and self-adhesive sealing strips. It is also used to seal roof details (valleys, vents, chimney base, etc.) and to repair various joints, holes and cracks.

- Application on dry and wet surfaces
- Easy and fast application
- Excellent resistance to temperature variations

PRODUCT PURPOSE

Application	Waterproofing complement
Building Part	Roofing
	Foundations
	Doors and windows frames

PRODUCT CHARACTERISTICS

Technology	SBS modified bitumen	
Installation Method	Caulk gun	Trowel
Operating Temperature	-40 °C to 80 °C (-40 °F to 176 °F)	

PACKAGING

Code	Format	Quantity per Pallet
65650	310 ml (10 oz)	1200
65655	4 kg (8,8 lb)	150
65653	10 l (2,6 gal US)	60



PROPERTIES

Properties	ELASTOMERIC SEALANT
Colour	Black
Specific gravity	1.12 kg/L (9.4 lb/gal US)
Solids content	83%
Flow or Slippage	NONE Within In-Service Temperature Range

(All values are nominal)

ELASTOMERIC SEALANT

INSTALLATION

Storage	Three years in its original, closed packaging, in a cool, well-ventilated area. Up to 40 °C (104 °F). The product can withstand freezing.
Minimum Application Temperature	-10 °C (14 °F)
Tools Required	 Extruder  Trowel
Surface Preparation	The substrate must be clean, dry and free of dust, grease or other contaminants.
Installation	Apply ELASTOMERIC SEALANT with a 310 ml (10 oz.) cartridge using a standard extrusion gun. The pail product is applied with a trowel.
Drying time	Between 4 and 24 hours, depending on ambient temperature and the amount applied.
Tricks / Tips	For an application with an extruder cartridge, do not exceed 1 cm (1/2 in) wide strips.
Recommendations/ Limitations	It is not recommended to use a product containing bitumen directly on softwood boards or flexible polyvinyl chloride.
Warnings	Keep out of reach of children. Close container after each use. Keep out of the sun and away from ignition sources. During use, keep away from ignition sources. No smoking. After application, keep away from flames until solvent has evaporated. Do not pour residue into drains.