

# RESISTOBOARD

## ASPHALTIC BOARD

Semi-rigid panel designed for use as a support material on flat or low slope roofs.

- Compatible with most multilayer modified bitumen waterproofing systems.
- Can be installed on an existing roof
- Mold Resistance

### PRODUCT PURPOSE

Application	Support and protection panel
Building Part	Roofing
Types of Slope	Low slope
Type of Coating	Bitumen membrane
Substrate	Wood

### PRODUCT CHARACTERISTICS

Technology	Oxidized bitumen
Reinforcement	Glass mat
Installation Method	Mechanically fastened
Operating Temperature	-45 °C to 85 °C (-49 °F to 185 °F)
Maximum exposure	Cover as soon as possible

### PACKAGING

Code	Width		Length		Thickness		Net Area		Quantity (per pallet)
	m	ft	m	ft	mm	in	m <sup>2</sup>	ft <sup>2</sup>	
08420	1,22	4	1,52	5	3,2	1/8	1,85	20	100
08421	1,22	4	1,52	5	6,4	1/4	1,85	20	60
08424	1,22	4	2,44	8	3,2	1/8	2,98	32	50
08426	1,22	4	2,44	8	6,4	1/4	2,98	32	50





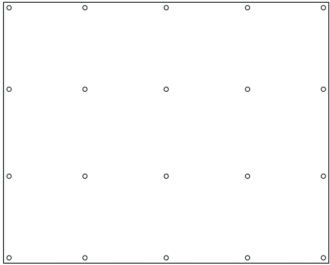
### PROPERTIES

Properties	STANDARDS	RESISTOBOARD
Puncture Resistance	ASTM E154	500 N (112 lbf)
Water Absorption	ASTM D994	0.25%

(All values are nominal)

## RESISTOBOARD

### INSTALLATION

Storage	If the products are stored outdoors, cover them with an opaque protective cover after removing the delivery packaging. Can withstand freezing.			
Minimum Application Temperature	Can be used in any temperature			
Tools required		Knife		Tape measure
		Hammer		Wide head nails
Surface Preparation	The substrate must be clean, dry and free of dust, grease or other contaminants.			
Installation	<ol style="list-style-type: none"> <li>1. Install RESISTOBOARD on the support making sure to put the darker side up and staggering the vertical joints.</li> <li>2.. Fasten panels using round head spiral nails 25 mm (1 in) placed every 400mm (16 in) or according to the applicable area standards.</li> </ol> <div style="text-align: center;">  <p>4 ft</p> </div> <p>Note: The RESISTOBOARD panels are easily cut with a knife.</p>			
Tricks / Tips	Before applying the finishing membrane, prime the surface of RESISTOBOARD using the OUTSIDE PRIMER.			
Recommendations/ Limitations	Do not apply directly to new wood boards.			

