



WATERPROOFING

SOPRALENE SOPRASUN

BITUMINOUS WATERPROOFING

ROOFS

PLAZA DECKS

SBS AND APP MODIFIED BITUMEN MEMBRANES



TIVOLI AVE
Rose Bay, NSW





SOPRALENE SOPRASUN

PROVEN TECHNOLOGY FROM **OVER 100 YEARS**
OF INDUSTRY EXPERIENCE

SOPREMA offers a wide range of products manufactured with SBS and APP modified bitumen, a proven technology providing the utmost durability and reliability ensuring watertight structures for decades.

GUARANTEED LONGEVITY

SOPREMA's membranes boast exceptional performance in terms of strength, reliability and service life. SOPRALENE and SOPRASUN waterproofing systems are composed of expertly blended SBS and APP elastomeric bitumen and high-resistance reinforcement that guarantee longevity.

TESTING AND APPROVALS

SOPREMA's bitumen waterproofing membranes for roofs and decks comply with Australia's AS 4654 Standard and are BRANZ appraised, meeting the requirements of NCC BCA.

TESTED
ACCORDING TO
AS 4654
STANDARD



SOPREMA's bituminous membranes are manufactured according to the principles of sustainable construction, respecting the environment, human resources and the economy.

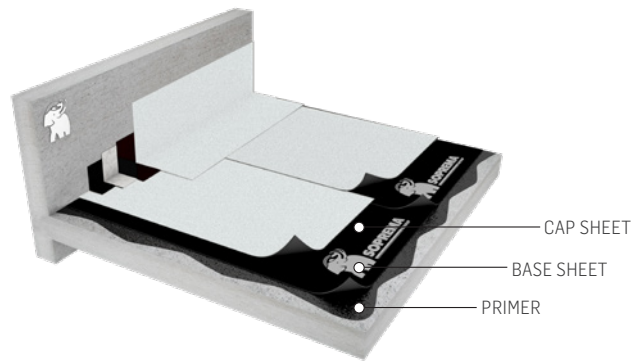
SYSTEM OPTIONS

SOPRALENE and SOPRASUN systems offer great waterproofing design tailored to your needs. Our systems have been designed to meet the normative requirements and environmental challenges of the Australian climate.

CONVENTIONAL ROOF SYSTEM

Exposed roof | Non-trafficable

The waterproofing system is applied directly onto the construction deck. This is a fast and cost-effective way to waterproof an exposed roof.

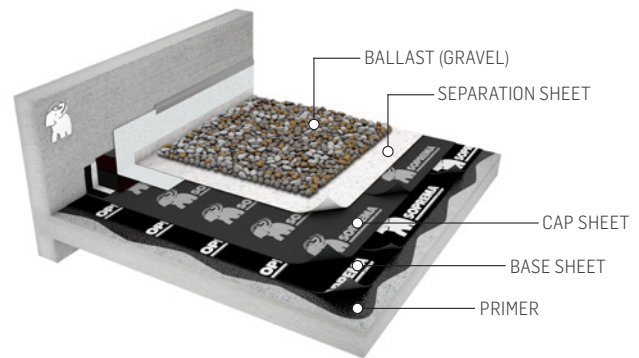


BALLASTED ROOF SYSTEM

Protected roof | Non-trafficable

The waterproofing system is protected from weathering and UV.

Using SOPRADRAIN drainage board will allow the roof to drain freely and not be affected by the build up of silt that can form over the years.

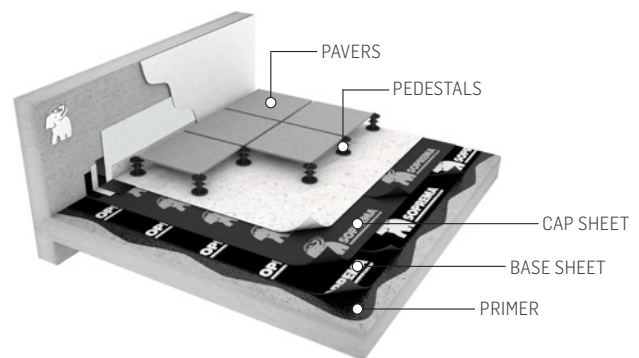


PAVED ROOF SYSTEM

Protected roof | Trafficable

Designed for areas with heavy pedestrian traffic. The waterproofing system is installed, and then protected with paving slabs.

The pedestal pavers allows continuous and effortless adjustments and leveling of slabs.

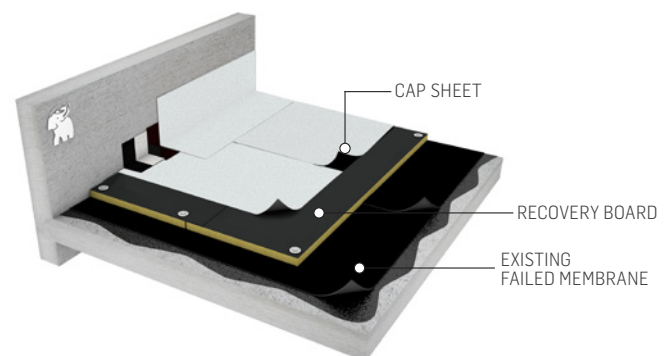


RECOVERY ROOF SYSTEM

Exposed roof | Non-trafficable

Ideal for refurbishment projects, where an existing roofing system is failing or has reached its service life.

A cost effective solution, as there is no need to remove and dispose of the existing waterproofing system.




SOPREMA'S INSULATED ROOFING SYSTEM

R YOU READY?



WARM ROOF SYSTEM


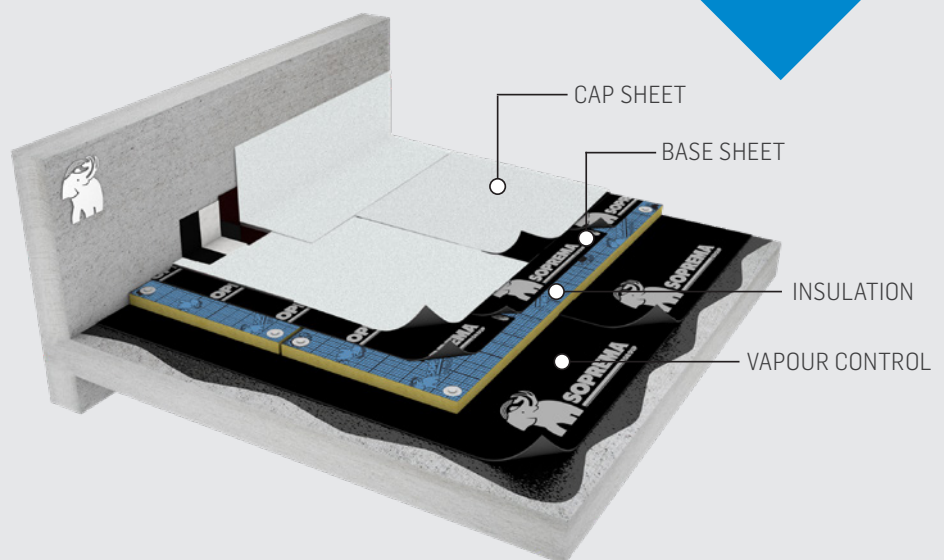


The insulation is installed under the roofing waterproofing system, giving it an excellent thermal performance. It also reduces energy consumption by preventing heat loss during winter and heat gains during summer.

A vapour control layer is installed prior to the insulation board, preventing condensation and moisture.

The full system is manufactured, supplied and warranted by SOPREMA, giving peace of mind to property owners.

* The R_T value was calculated with 50mm thick EFYOS BLUE A board. The value increases with the thickness of the board.



SOPRA-ISO BLUE

SOPRA-ISO BLUE is a high performance thermal insulation board, composed of closed-cell polyisocyanurate (PIR) foam.

It is laminated on both sides with textured aluminium facer, providing great fire resistance. The blue upper-facing provides a glare-free surface, easing the installation process.

DENSITY: 34 kg/m³

R-VALUE (50mm): R 2.35

✓ SUPERIOR THERMAL PERFORMANCE WITH MINIMAL THICKNESS

Thermal Conductivity - Value D: 0,021 W/(m·K)

✓ SUPERIOR COMPRESSIVE STRENGTH AND GREAT DIMENSIONAL STABILITY

Compressive Strength:

- at 10% deformation: ≥ 160 kPa

✓ GREAT FIRE RESISTANCE

Compliance with AS 1530.3:

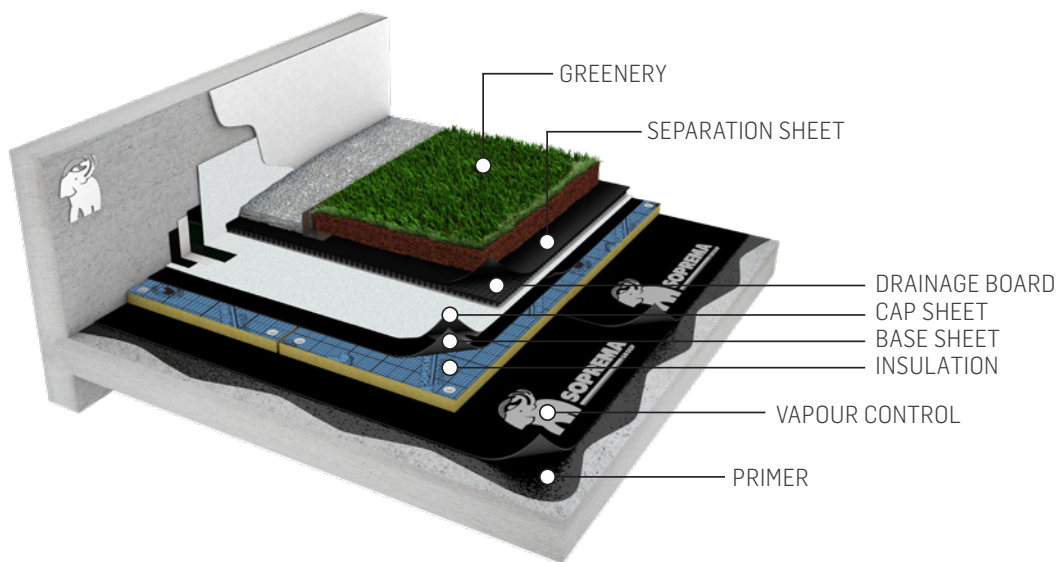
- Spread of Flame Index: 0
- Smoke Developed Index: 1

GREEN ROOF SYSTEM

Green roofs are partially or completely covered with vegetation and a growing medium, installed over a SOPREMA waterproofing system.

SOPREMA offers a great green roof design flexibility, from light systems (less than 150mm) to heavy systems (more than 300mm).

Green roofs offer a wide variety of social, economic and environmental benefits to buildings owners and communities. In addition to replacing mineral surfaces with permeable and living surfaces within the properties, they compensate for the loss of ecosystem services caused by urban development.




BENEFITS

FOR THE BUILDING OWNER

- Extend the life of the roof membrane
- Improve the thermal efficiency of the building
- Optimise the use of available space
- Reinforce the approach to sustainable development

FOR THE COMMUNITIES

- Mitigate the effects of urban heat islands
- Reduce air pollution
- Improve stormwater management
- Mitigate noise pollution



WATERPROOFING MEMBRANES

SBS MODIFIED BITUMEN

SBS modified bitumen technology has proven by far to be the most reliable technology in the waterproofing industry. SBS bitumen is composed of elastomer. It is short for **Styrene-Butadiene-Styrene**, a synthetic rubber that gives bituminous roofing membranes a greater elasticity. It's this flexibility that allows the membranes to stretch without interfering with underlying applications such as insulation. In addition, bituminous SBS membranes adhere particularly well, minimising the chance of leaks.

For SBS bitumen to retain its strength, only a **minimal amount of plastic** must be added. To keep the sunlight from penetrating the bitumen, the membranes must be covered with slates or granules, or ballasted with gravel.

	PRODUCTS	BENEFITS	CHARACTERISTICS		
			APPLICATION	REINFORCEMENT	SURFACE/ UNDERFACE
BASE SHEETS	 <p>SOPRALENE FLAM 180</p>	<ul style="list-style-type: none"> • Excellent resistance against puncture and tear • High mechanical properties • Wide temperature tolerance 	Heat-welded	Non-woven polyester	Thermofusible plastic film / Thermofusible plastic film
	 <p>SOPRAPLY STICK DUO</p> <p>DUO SELVEDGE TECHNOLOGY</p>	<ul style="list-style-type: none"> • Incomparable puncture and tear resistance • Excellent dimensional stability • Flameless solution 	Self-adhered	Composite	Sanded / Self-adhesive, covered with a silicone release film
	 <p>SOPRAFIX BASE 630 / SOPRAFIX BASE 640</p> <p>DUO SELVEDGE TECHNOLOGY</p>	<ul style="list-style-type: none"> • Incomparable puncture and tear resistance • Excellent dimensional stability • The membrane is separate from the surface components, preventing wrinkles and folding • Fast and cost effective installation 	Mechanically fastened	Composite	630: Thermofusible plastic film / Sanded 640: Sanded / Sanded
	 <p>COLVENT BASE 830 / COLVENT BASE 840</p> <p>DUO SELVEDGE TECHNOLOGY</p>	<ul style="list-style-type: none"> • The membrane is partially adhered to the substrate with discontinuous self-adhesive strips, preventing blistering and reducing adverse effects of thermal cycles 	Self-adhered	Glass mat	830: Thermofusible plastic film / Self-adhesive strips 840: Sanded / Self-adhesive strips

	PRODUCTS	BENEFITS	CHARACTERISTICS		
			APPLICATION	REINFORCEMENT	SURFACE/ UNDERFACE
CAP SHEETS	 <p>SOPRALENE FLAM 180 GR</p>	<ul style="list-style-type: none"> • Excellent resistance against puncture and tear • Easy resurfacing to extend the service life of the waterproofing system • High mechanical properties • Wide temperature tolerance 	Heat-welded	Non-woven polyester	Granules / Thermofusible plastic film
	 <p>SOPRALENE FLAM JARDIN CAP</p>	<ul style="list-style-type: none"> • Excellent resistance against puncture and tear • High mechanical properties • Anti-root penetration properties 	Heat-welded	Non-woven polyester	Slates / Thermofusible plastic film
	 <p>SOPRAPLY STICK TRAFFIC CAP</p> <p>DUO SELVEDGE TECHNOLOGY</p>	<ul style="list-style-type: none"> • Incomparable puncture and tear resistance • Excellent dimensional stability • Flameless solution 	Self-adhered	Composite	Granules / Self-adhesive, covered with a release protection film
	 <p>SOPRASTAR FLAM GR</p> <p>DUO SELVEDGE TECHNOLOGY</p>	<ul style="list-style-type: none"> • Highly reflective surface • Contributes to Heat Island Effect Reductions • Extended life expectancy of the membrane due to the roofing system's lower surface temperature 	Heat-welded	Composite	High reflective white granules / Thermofusible plastic film
	 <p>SOPRALENE FLAM 180 ALU</p>			Non-woven polyester	Embossed aluminium foil / Thermofusible plastic film




DUO SELVEDGE TECHNOLOGY

For the safest installations, a wide variety of membranes are equipped with DUO SELVEDGE, a unique technology developed and patented by SOPREMA. The first centimetres of DUO SELVEDGE are self-adhesive, protecting the components under the base sheet membrane from the flame. The remaining portion is then safely sealed with a hot-air gun. This provides additional waterproofing safety at overlaps.



APP MODIFIED BITUMEN

APP bitumen membranes are a combination of bitumen and a plastic called **Atactic Polypropylen**, a polymer that ensures the membrane remains firm even under extreme temperatures. Thanks to the APP, the **softening point** (the temperature at which a substance changes from solid to liquid) increases from 50 degrees to 140-150 degrees. Moreover, it gives the membrane a higher UV-resistance.

	PRODUCTS	BENEFITS	CHARACTERISTICS		
			APPLICATION	REINFORCEMENT	SURFACE/ UNDERFACE
BASE SHEETS	 SOPRASUN PLUS 3 / SOPRASUN PLUS 3 P	<ul style="list-style-type: none"> Excellent dimensional stability and elastic performance 	Heat-welded	Composite	PLUS 3: Sanded / Thermofusible plastic film PLUS 3 P: Thermofusible plastic film / Thermofusible plastic film
	 SOPRASUN PLUS 4.5KG MINERAL	<ul style="list-style-type: none"> Excellent dimensional stability and elastic performance 	Heat-welded	Composite	Ceramic coated slates / Thermofusible plastic film
CAP SHEETS	 SOPRAGUM GARDEN 4 PLUS	<ul style="list-style-type: none"> Excellent dimensional stability and elastic performance Anti-root penetration properties 	Heat-welded	Composite	Sanded / Thermofusible plastic film

WHICH TYPE OF BITUMEN SHOULD ROOFERS USE?

Ultimately, selecting the type of modified bitumen depends on your project. To reduce installation time or to avoid the use of open flame, SBS modified bitumen gives roofers the versatility needed whilst keeping the same level of hard-wearing weatherproofing. However, because APP modified bitumen is more forgiving when installed under hot-melt conditions, it may be preferable. SOPREMA offers industry-leading warranties for all its bitumen systems and support for all of its products.

UNRESTRICTED DESIGN

The SOPRALENE and SOPRASUN bituminous waterproofing range offers flexible design through a wide range of colours and finishes. All cap sheets are available with varied finishes to suit specific aesthetic requirements.

CAP SHEET COLOURS



GREY
(standard)



BLACK



MATISSE
BROWN



WHITE



GREEN

* Non-standard colours may require additional lead time for production and a minimum order.



COMPLEMENTARY PRODUCTS

PRIMER



ANTIROCK PRIMER

Blend of SBS modified bitumen with fast-evaporating solvents and adhesive enhancing additives, used to prepare concrete and metal surfaces before the installation of bitumen-based waterproofing membranes.

PRIMER



ELASTOCOL 500

Cold-applied bitumen primer composed of elastomeric bitumen and volatile solvents. It is compatible with many surfaces: concrete, metal, or wood substrate.

PRIMER



ELASTOCOL STICK

Cold-applied primer composed of SBS synthetic rubbers, adhesion-enhancing resins and volatile solvents. It is used to enhance the adhesion of self-adhesive membranes on various substrates.

ADHESIVE



COLPLY ADHESIVE

SBS modified bitumen adhesive for cold application on vertical surfaces. Easy to apply with excellent bonding properties.

ADHESIVE



DUOTACK

Two-component polyurethane adhesive used to adhere layers of insulation boards of polystyrene, of polyisocyanurate, of approved mineral fibre (stone wool) and for cover boards such as asphaltic, wood fibre, perlite, gypsum or cement boards.

SEALANT



SOPRAMASTIC / ALU

Multi-purpose solvent-based mastic containing SBS modified bitumen, fibres and mineral fillers. Ideal complement for bituminous waterproofing membranes, it is used as jointing mastic, caulking material and joint filler.

VAPOUR CONTROL



AERISOL FLAM

Perforated bituminous separating sheet designed for partial bonding of torched-applied waterproofing sheets. The surface and underface are covered with a thermofusible film.


SEPARATION LAYER



SOPRAVOILE 100

Fire resistant fibreglass separation layer composed with 100 g/m² non-woven glass fibers evenly spread out and thermowelded. It can be used as thermal protection layer on heat sensitive substrates.

RECOVERY BOARD



2-1 SOPRASMART BOARD

High performance base sheet panel composed of SBS modified bitumen membrane with a non-woven polyester reinforcement and a surface option of sanded, or covered with a thermofusible plastic film.

RECOVERY BOARD



3-1 SOPRASMART ROCK

Factory-laminated high performance insulating base sheet panel composed of SBS modified bitumen membrane, a high-density mineral fibre (stone wool) support panel and a polyisocyanurate insulation board.

DRAINAGE BOARD



SOPRADRAIN ECO 10

High-density drainage board composed of a polypropylene core on which a geotextile is factory laminated. It provides protection to the waterproofing system against build-up of water pressure and humidity.



PEDESTALS

A solution for paved finishes without compromising the integrity of the waterproofing system.



SOPRAVAP'R

SOPRAVAP'R is a self-adhesive vapour barrier membrane composed of a tri-laminated woven polyethylene facer and SBS-modified bitumen, used as a vapour barrier on insulated roof systems.

The underface is covered with a silicone release film and it can be installed on most substrates, such as steel, concrete, plywood, gypsum or cement boment boards, and asphaltic panels.

SOPRASOLAR FIX EVO TILT


PHOTOVOLTAIC PANEL SUPPORTS THAT MAINTAIN THE WATERPROOFING PROPERTIES OF THE ROOF

The SOPRASOLAR FIX EVO TILT system is used as a support for photovoltaic panels on roofs.

It makes it possible to link the panel and the cap sheet membrane without piercing it, which could compromise the waterproofing system of the roof.

It can be installed on flat or low-slope roofs, on new or existing buildings.

- ✓ INTACT WATERPROOFING
- ✓ NO BALLAST REQUIRED
- ✓ READY-TO-INSTALL SOLUTION
- ✓ NO THERMAL BRIDGING




ALSAN FLASHING

LIQUID WATERPROOFING




ALSAN FLASHING is a unique polyurethane bituminous resin specially formulated for liquid-applied flashings, details, and maintenance applications. It can be used to waterproof penetrations of all types, perfectly and lastingly.

ALSAN FLASHING offers flexible design through a wide range of colours and finishes. Decorative coloured granules can be added to ALSAN FLASHING top coat to suit specific aesthetic requirements. White and aluminum finishes are also available within SOPREMA's product range.



BENEFITS

- Conforms easily to any geometrical or irregular shapes
- Superior protection against moisture
- Quick-curing seamless flashing that matches granule cap sheet membranes
- Single-component flashing solution: no catalyst needed and no wasted product
- Great for quick, cost-effective repairs

PRODUCTS	DESCRIPTION	APPLICATION	FLEECE
 <p>ALSAN FLASHING</p>	Single-component, polyurethane- and bitumen-based waterproofing coating used to waterproof hard-to-access upstands and other details where it is difficult to apply sheet waterproofing membranes.	BRUSH OR ROLLER	POLYFLEECE
 <p>ALSAN FLASHING JARDIN</p>	Single-component, ready-to-use watertight bitumen-polyurethane resin with anti-root penetration properties, to be used to waterproof upstand, planters, roof edges and all kinds of difficult roof details.	BRUSH OR ROLLER	POLYFLEECE
 <p>ALSAN FLASHING QUADRO</p>	High-performance, single component polyurethane resin, used on details, interfaces and upstands. Ideal in high traffic areas where a cold-applied solution is required. Life expectancy of 25 years.	BRUSH OR ROLLER	ALSAN FLEECE 165 P

INNOVATION SINCE 1908

SOPREMA has developed around the idea that the quality, durability and reliability of materials must match builders' ambitions and expectations. For more than 100 years, SOPREMA has been using its expertise to develop a variety of high-end products that meet or exceed all the requirements of the construction field.

ROOFS WALLS FOUNDATIONS PARKING DECKS BRIDGES ADDITIONAL EXPERTISE



WATERPROOFING



INSULATION



VEGETATIVE
SOLUTIONS



SOUNDPROOFING



ACCESSORY
PRODUCTS

SOPREMA is an international manufacturer specialising in the production of waterproofing and insulation products, as well as vegetative and soundproofing solutions, for the building and civil engineering sectors.

INFO@SOPREMA.COM.AU

SOPREMA.COM.AU
