


RESISTO

MULTI-PURPOSE WATERPROOFING MEMBRANE

FINISHING MEMBRANE



Self-adhesive membrane whose surface is protected by an HDPE aluminized complex. It is designed for waterproofing of various maintenance and repairs for home, cottage or farm.

- Durable
- UV resistant
- Excellent resistance to temperature variations

PRODUCT PURPOSE

Application	Waterproofing	
Building Part	Roofing	Other

PRODUCT CHARACTERISTICS

Technology	SBS modified bitumen
Surface	System HDPE, aluminum finish OR System HDPE, white finish
Underface	Silicone release film
Operating temperature	-45 °C to 90 °C (-49 °F to 194 °F)

PACKAGING

Code	Colour	Width		Length		Thickness		Net Area		Brute Area		Quantity (per pallet)
		cm	in	m	ft	mm	mils	m ²	ft ²	m ²	ft ²	
66574	Alu	10	4	5	16	1	40	0.50	5.3	0.50	5.3	864
66576		15	6	5	16	1	40	0.75	8.0	0.75	8.0	576
66579		23	9	5	16	1	40	1.15	12.3	1.15	12.3	360
66572		30	12	5	16	1	40	1.50	16.0	1.50	16.0	288
66578		46	18	5	16	1	40	2.30	24.8	2.30	24.8	180
66570		91	36	5	16	1	40	4.3	45.0	4.55	48.0	54
66524	White	10	4	5	16	1	40	0.50	5.3	0.50	5.3	864
66526		15	6	5	16	1	40	0.75	8.0	0.75	8.0	576
66529		23	9	5	16	1	40	1.15	12.3	1.15	12.3	360
66522		30	12	5	16	1	40	1.50	16.0	1.50	16.0	288
66528		46	18	5	16	1	40	2.30	24.8	2.30	24.8	180
66520		91	36	5	16	1	40	4.3	45.0	4.55	48.0	54





PROPERTIES

Properties	STANDARDS	MULTI-PURPOSE WATERPROOFING MEMBRANE
Tensile strength, MD/XD	ASTM D1970	Pass
Ultimate elongation, MD/XD	ASTM D1970	Pass
Cold bending at -30 °C (-22 °F)	ASTM D1970	No cracking
Peel resistance	ASTM D903	2890 N/m (16.5 lbf/in)
Tear resistance, MD/XD	ASTM D5601	33/30 N (7.4/6.7 lbf)

(All values are nominal)

MULTI-PURPOSE WATERPROOFING MEMBRANE

INSTALLATION

Storage	Rolls should be stored upright.		
Minimum Application Temperature	10 °C (50 °F)		
Complementary products	EXTERIOR PRIMER	OR	H ₂ O PRIMER
	OR LOW VOC PRIMER	AND	ALU ELASTOMERIC SEALER
Tools Required	 Smoothing roller		Knife
	 Tape measure		Roller
Surface Preparation	The substrate must be clean, dry and free of dust, grease or other contaminants.		
Installation	<ol style="list-style-type: none"> 1. If required, apply EXTERIOR PRIMER or H₂O PRIMER on the substrate. 2. Apply the membrane on the substrate by peeling off the silicone film. 3. Once installed, pressure must be applied over the whole area using a hard roller to ensure perfect adhesion. 		
Tricks / Tips	<p>POSSIBLE USES</p> <p>METAL SIDING AND ROOFING: house, farm building, factory, ventilation appliance, reservoir and trailer.</p> <p>METAL SURFACES: Gutter, boat, recreational vehicle and shed.</p> <p>OTHER: fireplace base, skylight, roof ridge, doors and windows and panels sealing.</p>		
Recommendations/Limitations	It is not recommended to use a product containing bitumen directly on softwood boards or flexible polyvinyl chloride. For installation over EPDM or TPO membrane, please contact the RESISTO technical service.		

