
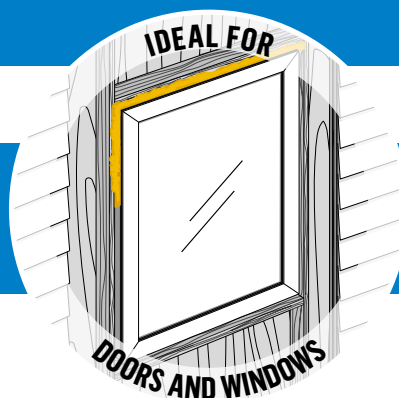




ACCESSORY
PRODUCTS



ALSAN FOAM UNI W 850 ml



INSULATING FOAM
POLYURETHANE (PU)

Format	850 ml (Gw. 1000 g/35 oz.)
Colour	Light yellow
Paintable	No
Skinning time	6 minutes
Curing time	24 hours
Application temperatures	-25 to 30 °C (-4 to 86 °F)
Service temperatures	-40 to 80 °C (-40 to 176 °F)
Adhesion to wet surfaces	Yes
Performances	Specific gravity: 1.2 lb/ft ³
	Class 1 – CAN/ULC-S701.1
Coverage rate	60 L (16 gal)
Shelf life (months)	24
Product code	24721
Quantity per box	12
Quantity per pallet	720


FEATURES AND BENEFITS

- Won't bow door and window frames
- Insulating and sealing
- Application in a wide range of temperatures: **-25 to 30 °C (-4 to 86 °F)**
- High-performance formula; requires fewer cartridge changes
- Chemical base: Polyurethane (PU)

RECOMMENDED USES

- Outdoor and indoor use
- Formulated to air-seal gaps around rough opening of windows and doors
- Blocks drafts and saves energy
- Permanent adhesion to vinyl, wood, and metal, in addition to being airtight and waterproof
- Wiring and plumbing penetrations and HVAC ductwork.
- Waterproofing of foundation sills, edge joists, attic access hatches, and pest entry points

COMPLEMENTARY PRODUCTS



SOPRESEAL
STICK FLASHPRO



SOPRESEAL
STICK VP



SOPRESEAL
STICK 1100 T



ALL-WEATHER BUTYL
FLASHING TAPE



SOPREMA

Distributed by **RESISTO**®

SURFACE PREPARATION

Before application, be sure that surfaces are clean, homogeneous and free from all contamination (oils and grease, dust, and loose or friable particles). Cement laitance must be removed. Dry and porous surfaces must be moistened with water. The container application temperature is between 5 and 25 °C (41 and 77 °F). Optimal container temperature is approximately 20 °C (68 °F). If the container temperature is lower, place it in lukewarm water (35 to 40 °C [95 to 104 °F]) for 40 minutes.

APPLICATION

Application temperatures: -25 to 30 °C (-13 to 86 °F). Service temperatures: -40 to 80 °C (-40 to 176 °F).

Shake the can containing ALSAN FOAM UNI W before use. Screw the can onto an application gun. Press the trigger of the gun to let the foam flow. Shake regularly during the application. Always keep the can upside down during application. During short work interruptions (less than 48 hours), the can may be left screwed onto the gun, but the screw on the back side of the gun must be tightened. The can must be under pressure, otherwise the foam will harden in the gun. Read the gun manufacturer's instructions for proper use of the application tool.

RESTRICTIONS

ALSAN FOAM UNI W is not suitable for PE, silicone and PTFE substrates.

PROPERTIES

PROPERTIES	ALSAN FOAM UNI W (850 ml)
Density (foam)	21 kg/m ³ l
Curing system	Moisture
Skimming time	6 min (+23 °C [73 °F] / 50 % R.H.)
Curing time	24 hours (+23 °C [73 °F] / 50 % R.H.)
Fire class	Class 1 - CAN/ULC-S710.1
Thermal conductivity	0.036 W/m.K (@20 °C [68 °F])
Compression strength	0.03 MPa

(All values are nominal)

CLEANING

For longer work interruptions, clean the gun with ALSAN FOAM CL-F cleaner.

STORAGE AND HANDLING

This product may be kept for a period of 15 months from the date of production if stored in its undamaged, unopened original packaging. Store in dry conditions protected from direct sunlight at temperatures between 5 and 25 °C (41 and 77 °F).

For more information about the ALSAN product line, please contact your representative.