


AIR AND VAPOR BARRIER MEMBRANE

REDZONE 25



Self-adhesive membrane used for waterproofing around doors and windows.

- Self-sealing
- Retains its flexibility at low temperatures
- Installation in cold weather

PRODUCT PURPOSE

Application	Waterproofing	
Building Part	Door and window frames	
Substrates	OSB	Gypsum
	Plywood	

PRODUCT CHARACTERISTICS

Technology	SBS modified bitumen
Surface	Trilaminate woven polyethylene
Underface	Silicone release paper
Installation Method	Self-adhesive
Operating Temperature	-45 °C to 90 °C (-49 °F to 194 °F)
Maximum exposure	90 days

PACKAGING

Code	Width		Length		Thickness		Selvedge Width	Net Area		Brute Area		Quantity (per pallet)
	m	in	m	ft	mm	mils		m ²	ft ²	m ²	ft ²	
17753	10	4	22.9	75	0.6	25		2.29	24.65	2.29	24.65	324
17754	15	6	22.9	75	0.6	25		3.44	36.97	3.44	36.97	216
17755	23	9	22.9	75	0.6	25		5.27	56.69	5.27	56.69	144
17756	30	12	22.9	75	0.6	25		6.87	73.95	6.87	73.95	108
17757	46	18	22.9	75	0.6	25		10.31	110.92	10.31	110.92	72
17752	91	36	22.9	75	0.6	25	50	19.69	211.98	20.84	224.31	49

PROPERTIES

Propriétés	STANDARDS	REDZONE 25
Tensile strength, MD/XD	ASTM D5147	11.3 / 15.4 kN/m (64 / 88 lbf/in)
Tensile strength, MD/XD	ASTM D412	11.2 / 13.1 MPa
Ultimate elongation, MD/XD	ASTM D5147	40 / 25%
Ultimate elongation, MD/XD	ASTM D412	88 / 55%
Static puncture	ASTM D5602	400 N (90 lbf)
Static puncture	ASTM E154	747 N (168 lbf)
Tear resistance, MD/XD	ASTM D5601	375 / 400 N (84 / 90 lbf)
Cold temperature flexibility	ASTM D5147	-35 °C (-31 °F)
Lap adhesion	ASTM D1876	2000 N/m (11.4 lbf / in)

(Valeurs nominates)






REDZONE 25

PROPERTIES (CONTINUED)

Properties	STANDARDS	REDZONE 25
Peel resistance	ASTM D903	2800 N/m (16 lbf / in)
Water absorption	ASTM D5147	0.1% max
Water Vapor Permeance	ASTM E96 (Procedure B)	0.90 ng/Pa•s•m ² (0.016 perm)
Air Permeability	ASTM E283 (75 Pa)	< 0.0003 L/sec•s•m ² (5.9 -10-5 pi ³ /min•ft ²)
Air Permeability	ASTM E2178	0.0013 L/sec•s•m ² (0.00025 cfm / ft ²)
Resistance to gust wind load	ASTM E330 (3000 Pa -10 s)	No delamination or variation in the air permeability
Resistance to sustained wind load	ASTM E330 (100 Pa -1 h)	
Water Resistance	ASTM D779	Pass (>24 hours)

COMPLIES TO AAMA 711 AND CSA A440.0-19
(Valeurs nominales)

INSTALLATION

Storage	Rolls should be stored upright.		
Minimum Application Temperature	-10 °C (14 °F). Can be stored at temperatures below the prescribed application temperature, but must be restored to the minimum installation temperature 50 °F (10 °C) for 24 hours before use.		
Complementary products	EXTERIOR PRIMER	OR H ₂ O PRIMER	
	REDZONE CORNER GUARD		
Tools Required	 Smoothing roller	 Knife	
	 Tape measure	 Paint brush	
	 Roller		
Surface Preparation	The substrate must be clean, dry and free of dust, grease or other contaminants.		
Installation	<ol style="list-style-type: none"> 1. If conditions require or if the membrane is not covered within 24 hours of installation, prepare the substrate with EXTERIOR PRIMER or H₂O PRIMER. The primer is dry, when tacky but not messy to the touch. 2. Cut the tape and properly position it on the surface to cover. 3. Remove the top of the silicone release film a 10 cm (4 in) surface and press the membrane, taking care to align. 4. Use a heavy roller to apply pressure on the membrane to ensure adhesion. 5. Remove the silicone release paper gradually, while ensuring that the membrane is completely adhered to prevent air pockets and creases. 6. Use a heavy roller to apply pressure to the entire membrane to ensure adhesion. 7. Each time a corner is to be covered with a REDZONE membrane, a gusset (small piece of cut membrane) or a REDZONE CORNER must first be applied to seal the corner. 		
Tricks / Tips	<p>Urethane can be sprayed on top of REDZONE. Note that, when urethane is applied to joints, door frames or window, ends, and the building perimeter, the membrane must be mechanically fastened to the support beforehand by means of a metal bar provided for this purpose.</p> <p>On OSB surfaces, wood, concrete, gypsum or support panels coated with fiberglass, the use of a primer is always required.</p>		
Recommendations/ Limitations	It is not recommended to use a product containing bitumen directly on softwood boards or flexible polyvinyl chloride.		

