


AIR AND VAPOR BARRIER MEMBRANE

REDZONE PRO



Self-adhesive through-wall membrane designed for commercial construction. It is compatible with the use of spray polyurethane foam insulation and can also be used as a masonry flashing, transition membrane and waterproofing membrane around openings.

- Excellent adhesion to various substrates
- Easy Installation
- Self-sealing

PRODUCT PURPOSE

Concrete	Application	
Building Part	Walls	Other
Substrates	OSB	Concrete
	Gypsum	Brick
	Plywood	

PRODUCT CHARACTERISTICS

Technology	SBS modified bitumen polymer
Surface	Trilaminate woven polyethylene
Underface	Silicone release paper
Installation Method	Self-adhesive
Operating Temperature	-45 °C to 90 °C (-49 °F to 194 °F)
Exposure	90 days

PACKAGING

Code	Width		Length		Thickness		Selvage Width	Net Area		Brute Area		Quantity (per pallet)
	cm	in	m	ft	mm	mils	mm	m ²	ft ²	m ²	ft ²	
1730009	10	4	22.9	75	1	40		2.29	24.65	2.29	24.65	216
1730006	15	6	22.9	75	1	40		3.44	36.97	3.44	36.97	144
1730004	23	9	22.9	75	1	40		5.27	56.69	5.27	56.69	96
1730003	30	12	22.9	75	1	40		6.87	73.95	6.87	73.95	72
1730002	45	18	22.9	75	1	40		10.31	110.92	10.31	110.92	45
14005	91	36	22.9	75	1	40	50	19.69	211.98	20.84	224.31	36

PROPERTIES

Properties	STANDARDS	REDZONE PRO
Tensile strength, MD/XD	ASTM D5147	13.1 / 9.6 kN/m (74 / 55 lbf/in)
Ultimate elongation, MD/XD	ASTM D5147	40 / 25%
Ultimate elongation, MD/XD (bitumen)	ASTM D5147	> 1000%
Tear resistance, MD/XD	ASTM D5147	535 / 245 N (120 / 55 lbf)
Cold temperature flexibility	ASTM D5147	-35 °C (-31 °F)
Dynamic puncture	ASTM E154	575 N (129 lbf)

(All values are nominal)






REDZONE PRO

PROPERTIES (CONTINUED)

Properties	STANDARDS	REDZONE PRO
Lap adhesion	ASTM D1876	2100 N/m (12 lbf/in)
Peel resistance - on primed gypsum	ASTM D903	1180 N/m (7 lbf/in)
Water Vapor Permeance	ASTM E96 (Procedure B)	< 2.1 ng/Pa•s•m ² (< 0.037 perm)
Air Permeability, 75 Pa	ASTM E2178	< 0.0005 L/s•m ² (< 0.00001 cmf/ft ²)
Resistance to gust wind load	ASTM E330 (3000 Pa-10s)	No delamination or variation in the air permeability
Resistance to uniform static air pressure	ASTM E330 (100 Pa-1h)	
Fire resistance	Component of an assembly tested in conformity with NFPA 285	Pass
Air leakage resistance	ASTM E2357	Pass
Air leakage rate classification	CAN/ULC S742	A1
Nail Sealability	ASTM D1970 modified	Pass
Water Resistance	ASTM D779	Pass (>24 hours)

(All values are nominal)
COMPLIES TO ASTM D1970, AAMA 711 AND CSA A440.0-19

INSTALLATION

Storage	Rolls should be stored upright. If the products are stored outdoors, cover them with an opaque protective cover after removing the delivery packaging.		
Minimum Application Temperature	-10 °C (14 °F)		
Complementary Products	EXTERIOR PRIMER	OR H ₂ O PRIMER	
		AND ELASTOMERIC SEALER	
Tools Required	 Smoothing roller	 Knife	
	 Tape measure	 Paint brush	
	 Roller		
Surface Preparation	The substrate must be clean, dry and free of dust, grease or other contaminants.		
Installation	<ol style="list-style-type: none"> Using a brush or roller, apply EXTERIOR STICK PRIMER or H₂O on the surface. The primer is dry, when it is tacky but not messy to the in touch,. Remove the silicone release paper and press the membrane, taking care to align. Use a heavy roller to apply pressure to the entire membrane to ensure adhesion. Remove the silicone paper gradually, while ensuring that the membrane is completely adhered to prevent air pockets and creases. Use ELASTOMERIC SEALER to seal the details, inside joints and critical areas. For window frames, use a compatible sealer. 		
Recommendations/ Limitations	It is not recommended to use a product containing bitumen directly on softwood boards or flexible polyvinyl chloride.		

