


RESISTO

EXTERIOR LOW VOC PRIMER

PRIMER



Primer composed of very low VOC and meets the requirements of LEED (EQ credit 4.1).

- Improves adhesion of self-adhesive membranes
- Low VOC
- Cold weather application

PRODUCT PURPOSE

Application	Waterproofing complement	
Building Part	Roofing	Foundations
	Walls	
Substrates	Wood	Metal
	Concrete	Plywood

PRODUCT CHARACTERISTICS

Installation Method	Spray	Paint brush
	Roller	
Maximum exposure	Once dry, cover as soon as possible	

PACKAGING

Code	Containers	Indicative Covering Depending on the surface porosity*	Quantity per Pallet
30115	350 g	N/A	864
37703	3.78 l (1 US gal)	135,6-235 ft ² (12,6-21,8m ²)	120
37702	18.9 l (5 US gal)	678 - 1175 ft ² (63 - 109 m ²)	36




PROPERTIES

Properties	STANDARDS	LOW VOC PRIMER
Color	-	Copper
Specific Gravity	-	0.94 kg/L (7.8 lb/ US gal)
Solids content	-	45%
Brookfield viscosity, 25 °C (77 °F)	-	300 - 600 cP
Flash point	ASTM D93	-10 °C (14 °F)

(All values are nominal)

LOW VOC PRIMER

INSTALLATION

Conditions et température d'entreposage	Five years in its original closed packaging, in a cool, well-ventilated area. Store in a cool, dry place between -10 °C and 35 °C (14 °F and 95 °F).			
Minimum Application Temperature	-10 °C (14 °F)			
Tools Required		Paint brush		Sprayer
		Roller		
Surface Preparation	The substrate must be dry, clean and free of dust, grease or other contaminants.			
Installation	<ol style="list-style-type: none"> 1. Mix the product before and during application. 2. Apply the product according to the chosen method. 3. Allow the primer to dry before installing the waterproofing membrane. 4. The primer is dry when sticky to the touch, but not messy. 			
Drying time	Between 15 and 90 minutes, depending on ambient temperature and the amount applied.			
Cleaning	Clean tools with petroleum solvents (mineral spirits, xylene, etc.).			
Tricks / Tips	For greater efficiency, install the membrane or the sealing strip as soon as the primer is dry.			
Recommendations/ Limitations	Do not use on a polystyrene surface.			
Warnings	Keep out of the reach of children. Properly close the container after each use. Keep out of the sun and away from ignition sources. During use, keep away from ignition sources. No smoking. After application, keep away from flames until solvent has evaporated. Harmful if inhaled, skin contact or swallowed. Store in a closed room, well-ventilated by forced ventilation if necessary, and provide supervision from outside. Do not pour residues in drains.			